



A1A:335.XX

VOLTAGE RATINGS

Part Number	V_{RRM}, V_R (V) Max. rep. peak reverse voltage		V_{RSM}, V_R (V) Max. non- rep. peak reverse voltage
	$T_J = 0$ to 200°C	$T_J = -40$ to 0°C	
A1A:335.02	200	200	300
A1A:335.04	400	400	500
A1A:335.06	600	600	700
A1A:335.08	800	800	900

This datasheet applies to:

**Metric thread: A1A:335.XX,
A1B:335.XX**

**Inch thread: A2A:335.XX,
A2B:335.XX**

MAXIMUM ALLOWABLE RATINGS

PARAMETER	VALUE	UNITS	NOTES
T_J Junction Temperature	-40 to 200	°C	-
T_{stg} Storage Temperature	-40 to 200	°C	-
$I_{F(AV)}$ Max. Av. current @ Max. T_C	335	A	180° half sine wave
	125	°C	
$I_{F(RMS)}$ Nom. RMS current	670	A	-
I_{FSM} Max. Peak non-rep. surge current	7798	A	50 Hz half cycle sine wave Initial $T_J = 200^\circ\text{C}$, rated V_{RRM} applied after surge.
	8500		60 Hz half cycle sine wave
	9275		50 Hz half cycle sine wave Initial $T_J = 200^\circ\text{C}$, no voltage applied after surge.
	10110		60 Hz half cycle sine wave
I^2t Max. I^2t capability	276	kA^2s	$t = 10\text{ms}$ Initial $T_J = 200^\circ\text{C}$, rated V_{RRM} applied after surge.
	301		$t = 8.3\text{ms}$
	391		$t = 10\text{ms}$ Initial $T_J = 200^\circ\text{C}$, no voltage applied after surge.
	426		$t = 8.3\text{ms}$
$I^2t^{1/2}$ Max. $I^2t^{1/2}$ capability	3200	$\text{kA}^2\text{s}^{1/2}$	Initial $T_J = 200^\circ\text{C}$, no voltage applied after surge. I^2t for time $t_x = I^2t^{1/2} * t_x^{1/2}$. (0.1 < t_x < 10ms).
F Mounting Force	14(125)	N.m(Lbf.in)	-



A1A:335.XX

CHARACTERISTICS

PARAMETER	MIN.	TYP.	MAX.	UNITS	TEST CONDITIONS
V_{FM} Peak forward voltage	---	1.1	1.2	V	Initial $T_J = 25^\circ\text{C}$, 50-60Hz half sine, $I_{peak} = 1053\text{A}$.
$V_{F(TO)1}$ Low-level threshold	---	---	0.83	V	$T_J = 200^\circ\text{C}$ Av. power = $V_{F(TO)} * I_{F(AV)} + r_F * [I_{F(RMS)}]^2$
$V_{F(TO)2}$ High-level threshold	---	---	0.9		
r_{F1} Low-level resistance	---	---	0.65	m Ω	Use low values for $I_{FM} < \pi I_{F(AV)}$
r_{F2} High-level resistance	---	---	0.53		
I_{RM} Peak reverse current	---	10	20	mA	$T_J = 200^\circ\text{C}$. Max. rated V_{RRM}
R_{thJC} Thermal resistance, junction-to-case	---	---	0.275	$^\circ\text{C/W}$	DC operation
	---	---	0.3	$^\circ\text{C/W}$	180 $^\circ$ sine wave
	---	---	0.335	$^\circ\text{C/W}$	120 $^\circ$ rectangular wave
R_{thCS} Thermal resistance, case-to-sink	---	---	0.1	$^\circ\text{C/W}$	Mtg. Surface smooth, flat and greased. Single side cooled.
wt Weight	---	120(4.2)	---	g(oz.)	---
Case Style	DO-205AC(DO-30)				---

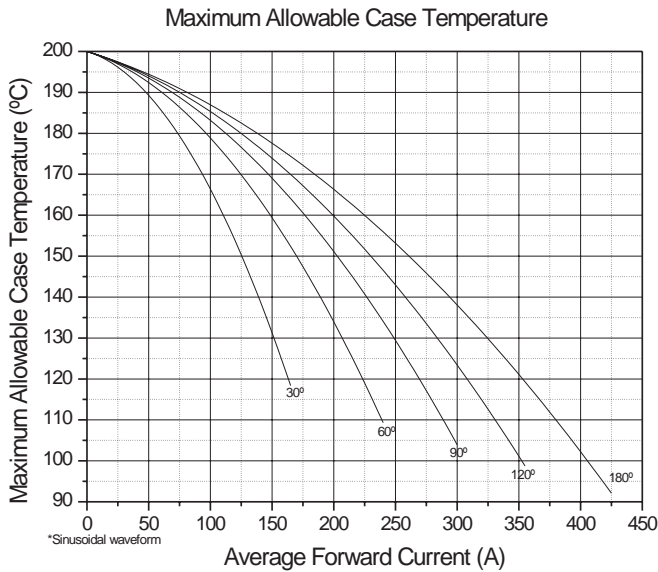


Fig. 1 - Current Ratings Characteristics

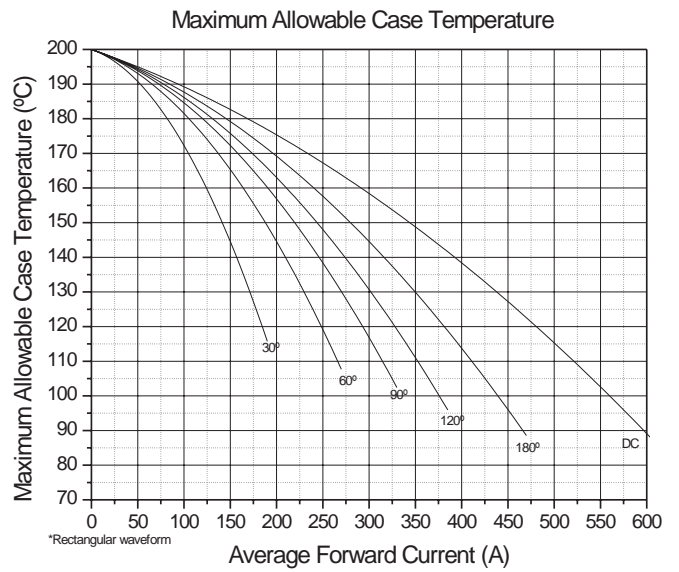


Fig. 2 - Current Ratings Characteristics



A1A:335.XX

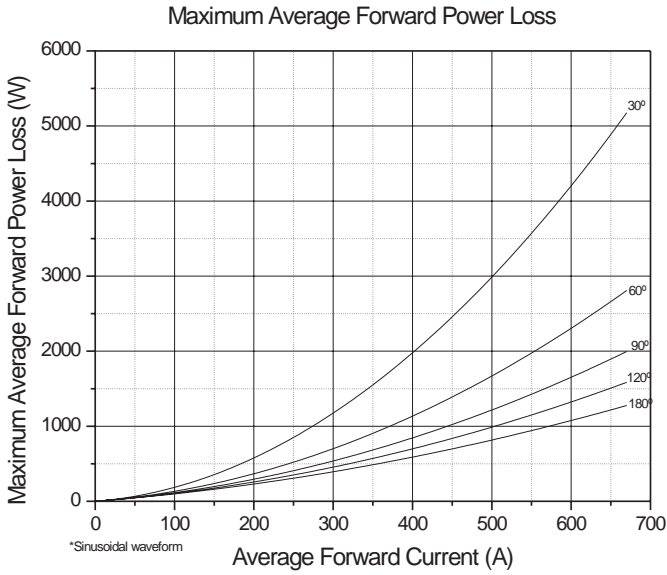


Fig. 3 - Forward Power Loss Characteristics

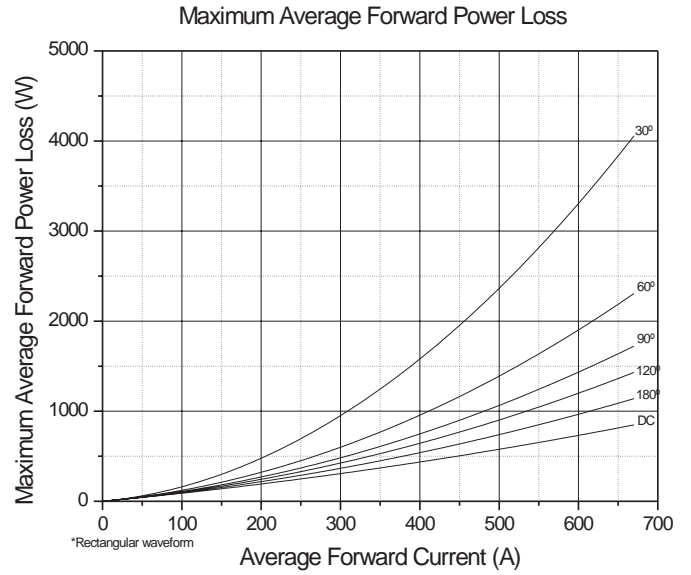


Fig. 4 - Forward Power Loss Characteristics

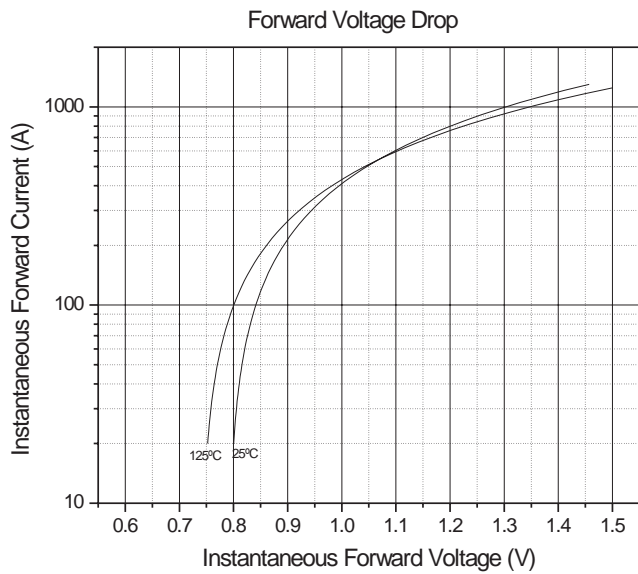


Fig. 5 - Forward Voltage Drop Characteristics

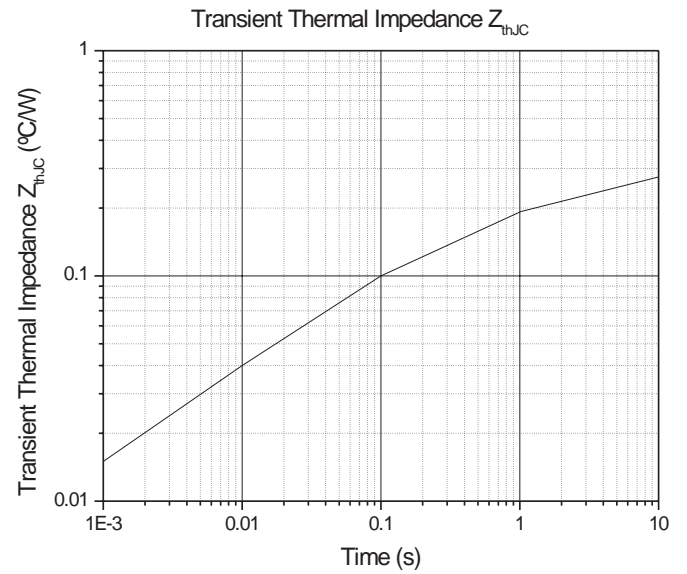


Fig. 6 - Transient Thermal Impedance Characteristics



A1A:335.XX

DO-205AC (DO-30)

